

I.C.T SMT/DIP PCB Handling Machine

Standard

Conveyor Series	Loader&Unloader Series	Buffer Stacker Series	Traffic Controller Series
<u>PCB linking conveyor</u>	<u>Mini Cyclic Loader</u>	<u>PCB Destacker</u>	<u>Inverter</u>
<u>Dual-lane SMT link/inspection Conveyor</u>	<u>Mini Size SMT Loader</u>	<u>PCB Stacker</u>	<u>Traverser / Shuttle conveyor</u>
<u>Cooling conveyor</u>	<u>Magazine Loader</u>	<u>Magazine Type Buffer</u>	<u>Turn conveyor / Diverter</u>
<u>Telescopic conveyor</u>	<u>Magazine Unloader</u>	<u>Multi Function Vertical Buffer</u>	
	<u>90 Degree SMT Magazine Loader</u>		
	<u>90 Degree SMT Magazine Unloader</u>		
	<u>Vaccum bare board loader</u>		
	<u>1200LED Vaccum bare board loader</u>		
	<u>Vacuum and Magazine Loader</u>		
	<u>Dual Magazine Unloader</u>		
	<u>Automatic Folding Loader</u>		
	<u>Ng&ok magazine unloader</u>		

High End

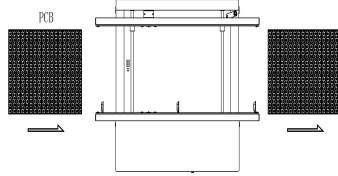
Conveyor Series	Loader&Unloader Series	Buffer Stacker Series	Traffic Controller Series
<u>High-end PCB linking conveyor</u>	<u>High-end NG&OK magazine unloader</u>	<u>Cooling Vertical Buffer</u>	<u>PCB Rotating Conveyor</u>
<u>High-end Dual-lane SMT Upscale Inspection Conveyor</u>		<u>1200 LED Cooling Vertical Buffer</u>	
<u>High-end Reject conveyor</u>		<u>NG/OK Vertical buffer</u>	
<u>High-end SMT Sealing Conveyor</u>			
<u>Barcode Scanning Conveyor</u>			
<u>Wave Soldering Tilt Conveyor</u>			

Follow us for more information: Youtube(Serach: ETASMT) LinkedIn(Serach: I.C.T)

Standard SMT link/inspection Conveyor



Special chain and belt optional



- 1.Modular design, optional assembly as per client's requirement.
- 2.Rugged steel design, improves equipment stability .
- 3.Smooth stainless steel screw to adjust the width of the rail.
- 4.Variable speed control.
- 5.Circuit board testing mode.
- 6.Using a dedicated aluminum slot for transfer orbit to prevent PCB stuck.
- 7.Heavier bottom design, not easily shift.
- 8.Machine length can be customized.
- 9.Compatible with SMEMA interface.

*. Option: Dual rail

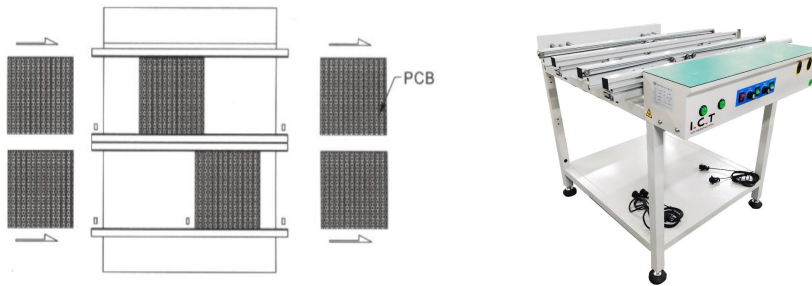
Main Material:

Body Material	Welding of metal materials	China
Sensor	Omron	Japan
Rail	Aluminum (mold making)	China
Belt	4mm antistatic belt	China
Guide Screw	High precision ball screw	Taiwan

Specification:

Model	SC-500	SC-600	SC-1000	SC-1200	SC-1500	SC-2000
Rail Length(mm)	500	600	1000	1200	1500	2000
Dimension(mm)	500*700*950	600*700*950	1000*700*950	1200*700*950	1500*700*950	2000*700*950
PCB Width	50 to 350 mm					
PCB Direction	L to R or R to L					
Speed	Adjustable					
Switch	Foot Switch					
Control System	Industrial Control Module System (Panasonic PLC Option)					
Lighting	Optional					
SOP Rack	Optional					
Platform Material	ESD Rubber Mat					
Communication	SMEMA for both in & out					
Power Supply	1 PH AC 220V 50/60Hz (Option:110V to 380V)					
Weight	50 Kg	50 Kg	55 Kg	85 Kg	125 Kg	150 Kg

Dual-lane SMT link/inspection Conveyor



- 1.Modular design, optional assembly as per client's requirement.
- 2.Rugged steel design, improves equipment stability .
- 3.Smooth stainless steel screw to adjust the width of the rail.
- 4.Variable speed control.
- 5.Circuit board testing mode.
- 6.Using a dedicated aluminum slot for transfer orbit to prevent PCB stuck.
- 7.Heavier bottom design, not easily shift.
- 8.Machine length can be customized.
- 9.Compatible with SMEMA interface.

Main Material:

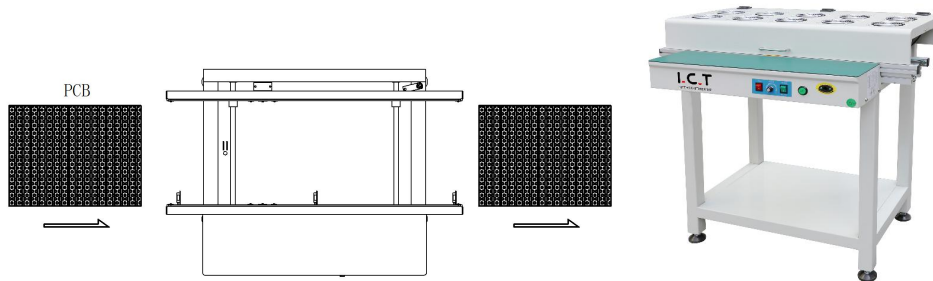
Body Material	Welding of metal materials	China
Sensor	Omron	Japan
Rail	Aluminum (mold making)	China
Belt	4mm antistatic belt	China
Guide Screw	High precision ball screw	Taiwan

Specification:

Model	SC-500D	SC-600D	SC-1000D
Rail Length(mm)	500	600	1000
Dimension(mm)	500*990*950	600*990*950	1000*990*950
Max.PCB Width Dual-lane	50 to 270 mm*2		
Max.PCB Width Single -lane	510mm		
PCB Direction	L to R or R to L		
Speed	Adjustable		
Switch	Foot Switch		
Control System	Industrial Control Module System (Panasonic PLC Option)		
Lighting	Optional		
SOP Rack	Optional		
Platform Material	ESD Rubber Mat		
Communication	SMEMA for both in & out		

Power Supply	1 PH AC 220V 50/60Hz (Option:110V to 380V)		
Weight	80 Kg	90 Kg	105 Kg

Standard SMT Cooling Conveyor



1. This equipment is usually used to transfer and cooling PCBA after reflow soldering.
2. Rugged steel design, improves equipment stability .
3. Smooth stainless steel screw to adjust the width of the rail.
4. Variable speed control.
5. Circuit board testing mode.
6. Using a dedicated aluminum slot for transfer orbit to prevent PCB stuck.
7. Heavier bottom design, not easily shift.
8. Machine length can be customized.
9. Compatible with SMEMA interface.

*: Option: Dual rail

Main Material:

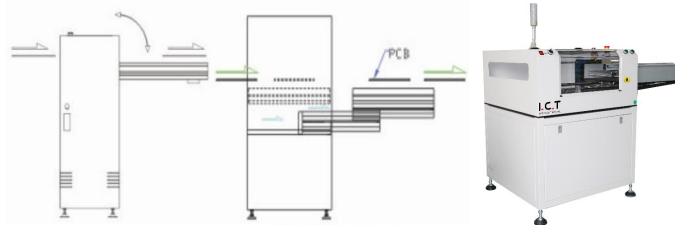
Body Material	Welding of metal materials	China
Sensor	Omron	Japan
Rail	Aluminum (mold making)	China
Belt	4mm antistatic belt	China
Guide Screw	High precision ball screw	Taiwan
Fan	Liangyou	China

Specification:

Model	SCC-500	SCC-600	SCC-1000	SCC-1200	SCC-1500	SCC-2000
Rail Length(mm)	500	600	1000	1200	1500	2000
Dimension(mm)	500*700*950	600*700*950	1000*700*950	1200*700*950	1500*700*950	2000*700*950
PCB Width	50 to 350 mm					
PCB Direction	L to R or R to L					
Speed	Adjustable					
Switch	Foot Switch					
Control System	Industrial Control Module System (Panasonic PLC Option)					
Lighting	Optional					
SOP Rack	Optional					

Platform Material	ESD Rubber Mat					
Communication	SMEMA for both in & out					
Power Supply	1 PH AC 220V 50/60Hz (Option:110V to 380V)					
Weight	60 Kg	60 Kg	65 Kg	95 Kg	135 Kg	160 Kg

Telescopic Conveyor



- 1.Strong,firm and stable design.
- 2.Telescopic mechanism closed design high safety
3. Aluminum structure, Bottom weight design, not easy to shift..
4. increased load without interference.
- 5.Smooth and precise translation (stepper motor).
- 6.Minimize clearance between conveyor.
- 7.Compatible SMEMA interface.

Specification:

Model	TC-M(Manual)	TC-L(Manual)	TC-A(Auto)	TC-B(Auto)
Dimension(mm)	1000*730*1050	1000*860*1050	1500*850*1300	1500*960*1300
PCB Size(mm)	50*50-445*350	50*50-530*460	50*50-445*350	50*50-530*460
Power	Max 120 VA			
Transport Height	900±20mm (or Customer Specified)			
PCB Direction	L to R or R to L			
Communication	SMEMA for Both In & Out			
Power Supply	1 PH AC 220V 50/60Hz (Option:110V to 380V)			
Weight	180 Kg	200Kg	200Kg	230Kg

Mini Cyclic Loader

- 1.Strong,firm and stable design.
- 2.Effective design ensures no PCB breakage guaranty.
3. Aluminum structure, Bottom weight design, not easy to shift..
4. increased load without interference.
- 5.Minimize clearance between conveyor.
- 6.Compatible SMEMA interface.



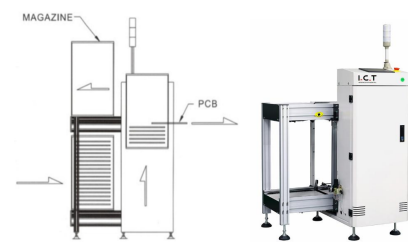
Specification:

Model	MCL-M
Dimension(mm)	500*475*1400

PCB Size(mm)	50*50-330*250
PCB Capacity	15 pcs or Specify
Power	Max 120 VA
Transport Height	900±20mm (or Customer Specified)
PCB Direction	L to R or R to L
Communication	SMEMA for Both In & Out
Power Supply	1 PH AC 220V 50/60Hz (Option:110V to 380V)
Weight	150 Kg

Mini Size SMT Loader

- 1.Strong,firm and stable design.
- 2.Touch screen and PLC control.
- 3.Top&bottom pneumatic clamps to secure magazine rack.
- 4.No PCB breakage guaranty because of special gas circuit design.
- 5.Automatical diagnosing fault code display function.
- 6.Wear-resistant cable and have long service life.
- 7.Compatible SMEMA interface.



Specification:

Model	MLD-M	MLD-L
Dimension(mm)	850*765*1250	1250*845*1250
PCB Size(mm)	50*50-330*250	50*50-445*330
Rack Size(mm)	355*320*563	460*400*563
Time Feed PCB	Seconds 6 Approx. or Specify	
Indexing Pitch	10.20.30.40mm or Specify	
Control System	PLC	
Power	Max 300 VA	
Air Supply	4-6bar, 10ltr/Min Max	
Transport Height	900±20mm (or Customer Specified)	
PCB Direction	L to R or R to L	
Communication	SMEMA for Both In & Out	
Power Supply	1 PH AC 220V 50/60Hz (Option:110V to 380V)	
Weight	140 Kg	200 Kg

SMT Magazine Loader



- 1.Strong,firm and stable design.
2. Touch screen and PLC control.
- 3.Top&bottom pneumatic clamps to secure magazine rack.
- 4.No PCB breakage guaranty because of special gas circuit design.
- 5.Automatical diagnosing fault code display function.
- 6.Wear-resistant cable and have long service life.
- 7.Compatible SMEMA interface.

Specification:

Model	LD-M	LD-L	LD-LL	LD-XL	LD-XLL
Dimension(mm)	1330*765*1250	1650*845*1250	1800*909*1250	1800*970*1250	2065*1230*1250
PCB Size(mm)	50*50-330*250	50*50-445*330	50*50-530*390	50*50-530*460	50*50-610*460
Rack Size(mm)	355*320*563	460*400*563	535*460*570	535*530*570	630*530*570
Time Feed PCB	Seconds 6 Approx. or Specify				
Indexing Pitch	10.20.30.40mm or Specify				
Control System	PLC				
Power	Max 300 VA				
Air Supply	4-6bar, 10ltr/Min Max				
Transport Height	900±20mm (or Customer Specified)				
PCB Direction	L to R or R to L				
Communication	SMEMA for Both In & Out				
Power Supply	1 PH AC 220V 50/60Hz (Option:110V to 380V)				
Weight	160 Kg	220 Kg	280 Kg	340 Kg	350 Kg

SMT Magazine Unloader



- 1.Strong,firm and stable design.
- 2.Touch screen and PLC control.
- 3.Top&bottom pneumatic clamps to secure magazine rack.
- 4.No PCB breakage guaranty because of special gas circuit design.
- 5.Automatical diagnosing fault code display function.
- 6.Wear-resistant cable and have long service life.
- 7.Compatible SMEMA interface.

Specification:

Model	UL-M	UL-L	UL-LL	UL-XL	UL-XLL
Dimension(mm)	1730*765*1250	2065*845*1250	2260*909*1250	2260*970*1250	2610*1230*1250
PCB Size(mm)	50*50-330*250	50*50-445*330	50*50-530*390	50*50-530*460	50*50-610*460
Rack Size(mm)	355*320*563	460*400*563	535*460*570	535*530*570	630*530*570
Time Feed PCB	Seconds 6 Approx. or Specify				
Indexing Pitch	10.20.30.40mm or Specify				
Control System	PLC				
Power	Max 300 VA				
Air Supply	4-6bar, 10ltr/Min Max				
Transport Height	900±20mm (or Customer Specified)				
PCB Direction	L to R or R to L				
Communication	SMEMA for Both In & Out				
Power Supply	1 PH AC 220V 50/60Hz (Option:110V to 380V)				
Weight	180 Kg	240 Kg	300 Kg	360 Kg	450 Kg

90 Degree SMT Magazine Loader

- 1.Strong,firm and stable design.
- 2.Touch screen and PLC control.
- 3.Top&bottom pneumatic clamps to secure magazine rack.
- 4.No PCB breakage guaranty because of special gas circuit design.
- 5.Automatical diagnosing fault code display function.
- 6.Wear-resistant cable and have long service life.
- 7.Compatible SMEMA interface.

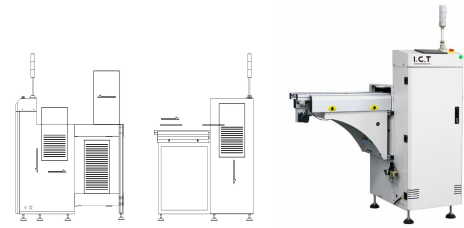


Specification:

Model	LD-M	LD-L	LD-LL
Dimension(mm)	1150*1150*1205	1350*1350*1205	1550*1550*1205
PCB Size(mm)	50*50-330*250	50*50-445*330	50*50-530*390
Rack Size(mm)	355*320*563	460*400*563	535*460*570
Time Feed PCB	Seconds 6 Approx. or Specify		
Indexing Pitch	10.20.30.40mm or Specify		
Control System	PLC		
Power	Max 300 VA		
Air Supply	4-6bar, 10ltr/Min Max		
Transport Height	900±20mm (or Customer Specified)		
PCB Direction	L to R or R to L		
Communication	SMEMA for Both In & Out		
Power Supply	1 PH AC 220V 50/60Hz (Option:110V to 380V)		
Weight	180 Kg	240 Kg	300 Kg

90 Degree SMT Magazine Unloader

- 1.Strong,firm and stable design.
- 2.Touch screen and PLC control.
- 3.Top&bottom pneumatic clamps to secure magazine rack.
- 4.No PCB breakage guaranty because of special gas circuit design.
- 5.Automatical diagnosing fault code display function.
- 6.Wear-resistant cable and have long service life.
- 7.Compatible SMEMA interface.




Specification:

Model	ULD-M	ULD-L	ULD-LL
Dimension(mm)	1150*1150*1205	1350*1350*1205	1550*1550*1205
PCB Size(mm)	50*50-330*250	50*50-445*330	50*50-530*390
Rack Size(mm)	355*320*563	460*400*563	535*460*570
Time Feed PCB	Seconds 6 Approx. or Specify		
Indexing Pitch	10.20.30.40mm or Specify		
Control System	PLC		
Power	Max 300 VA		
Air Supply	4-6bar, 10ltr/Min Max		
Transport Height	900±20mm (or Customer Specified)		
PCB Direction	L to R or R to L		
Communication	SMEMA for Both In & Out		
Power Supply	1 PH AC 220V 50/60Hz (Option:110V to 380V)		
Weight	180 Kg	240 Kg	300 Kg

SMT Automatic Vacuum and Magazine Loader

- 1.Strong,firm and stable design.
- 2 Touch screen and PLC control.
- 3.Top&bottom pneumatic clamps to secure magazine rack.
- 4.No PCB breakage guaranty because of special gas circuit design.
- 5.Effective design ensures no PCB breakage guaranty.
- 6.Vacuum Loader and pallet conveyor compatible.
- 7.Adjust the position of the nozzle to ensure the circuit boards is clamped.
8. Vacuum and magazine are feed into the board at the same machine, integrated machine
- 9.Compatible SMEMA interface.



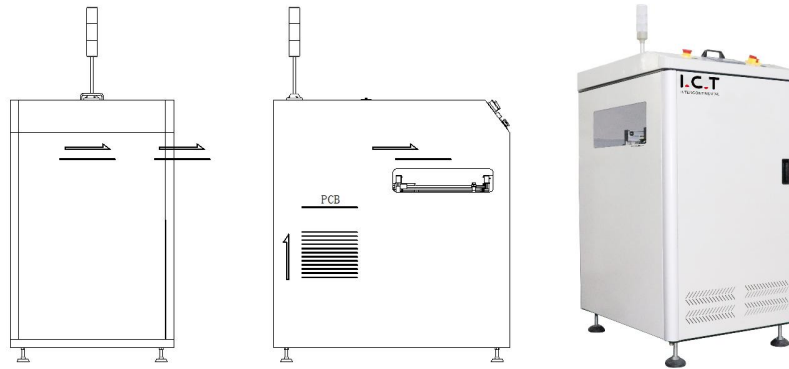
Specification:

Model	VC-M	VC-L	VC-LL	VC-XL
Dimension(mm)	1800*865*1250	2220*945*1250	2450*1110*1250	2450*1250*1250
PCB Size(mm)	50*50-330*250	50*50-445*330	50*50-530*390	50*50-530*460
Rack Size(mm)	355*320*563	460*400*563	535*460*570	535*530*570
Time Feed PCB	Seconds 12 Approx. or Specify			

Indexing Pitch	10.20.30.40mm or Specify			
Control System	PLC			
Power	Max 300 VA			
Air Supply	4-6bar, 10ltr/Min Max			
Transport Height	900±20mm (or Customer Specified)			
PCB Direction	L to R or R to L			
Communication	SMEMA for Both In & Out			
Power Supply	1 PH AC 220V 50/60Hz (Option:110V to 380V)			
Weight	220 Kg	260 Kg	300 Kg	340 Kg

Dual-rails SMT Unloader				
<ol style="list-style-type: none"> 1.Strong,firm and stable design. 2. Touch screen and PLC control. 3.Top&bottom pneumatic clamps to secure magazine rack. 4.No PCB breakage guaranty because of special gas circuit design. 5.Automatical diagnosing fault code display function. 6.Wear-resistant cable and have long service life. 7.Compatible SMEMA interface. 				
Specification:				
Model	DUL-M	DUL-L	DUL-LL	DUL-XL
Dimension(mm)	1730*1530*1250	2065*1630*1250	2660*1760*1250	2660*1900*1250
PCB Size(mm)	50*50-330*250	50*50-445*330	50*50-530*390	50*50-530*460
Rack Size(mm)	355*320*563	460*400*563	535*460*570	535*530*570
Time Feed PCB	Seconds 6 Approx. or Specify			
Indexing Pitch	10.20.30.40mm or Specify			
Control System	PLC			
Power	Max 300 VA			
Air Supply	4-6bar, 10ltr/Min Max			
Transport Height	900±20mm (or Customer Specified)			
PCB Direction	L to R or R to L			
Communication	SMEMA for Both In & Out			
Power Supply	1 PH AC 220V 50/60Hz (Option:110V to 380V)			
Weight	340 Kg	380 Kg	420 Kg	460 Kg

Translational Vacuum Loader



1. European standard aluminum alloy and steel plate, aggravated structural design..
2. Touch screen and PLC control.
- 3.The vacuum loader structure is fully enclosed to ensure the safe level of operation.
- 4.Adjust the position of the suction nozzle to ensure the circuit boards is clamped.
- 5.Parallel and smooth width adjustment(lead screw).
- 6.Smooth and precise translation (stepper motor).
- 7.Minimize clearance between conveyor.
- 8.Compatible SMEMA interface.

Video: <https://www.youtube.com/watch?v=lKe810Kd29g&t=8s>

Main Material:


Body Material	European standard aluminum alloy	China
PLC	Panasonic	Japan
Touch Screen	Kunlun	China
Flexible cable	Igus	Germany
Magnetic Switch	SMC	Japan
Cylinder	SMC	Japan
Bearing	NSK	Japan
Electromagnetic Valve	AirTAC	Taiwan
Limit Switch	Omron	Japan
Sensor	Omron	Japan
Relay	Omron	Japan

Specification:

Model	VL-M	VL-L
Dimension(mm)	550*1002*1300	800*1270*1300
PCB Size(mm)	50*50-445*330	50*50-530*460
PCB Capacity	400pcs(0.6mm Thick PCB)	
Cycle Time	Approx.12Seonds or Specify	
Control System	PLC	
Power	Max 150 VA	
Air Supply	4-6bar, 10ltr/Min Max	

Transport Height	900±20mm (or Customer Specified)	
PCB Direction	L to R or R to L	
Communication	SMEMA for Both In & Out	
Power Supply	1 PH AC 220V 50/60Hz (Option:110V to 380V)	
Weight	160 Kg	180 Kg

1200LED Translational Vacuum Loader



1. Standard aluminum alloy and steel plate, aggravated structural design..
2. Touch screen and PLC control.
- 3.The vacuum loader structure is fully enclosed to ensure the safe level of operation.
- 4.Adjust the position of the suction nozzle to ensure the circuit boards is clamped.
- 5.Parallel and smooth width adjustment(lead screw).
- 6.Smooth and precise translation (stepper motor).
- 7.Minimize clearance between conveyor.
- 8.Compatible SMEMA interface.


Main Material:

Body Material	Standard aluminum alloy	China
PLC	Panasonic	Japan
Touch Screen	Kunlun	China
Flexible cable	Igus	Germany
Magnetic Switch	SMC	Japan
Cylinder	SMC	Japan
Bearing	NSK	Japan
Electromagnetic Valve	AirTAC	Taiwan
Limit Switch	Omron	Japan
Sensor	Omron	Japan
Relay	Omron	Japan

Specification:


Model	VL-1200
Dimension(mm)	1450*1200*1300

PCB Size(mm)	50*50-1200*250(Special width customized)
PCB Capacity	100pcs(0.6mm Thick PCB)
Cycle Time	Approx.15Seonds or Specify
Control System	PLC
Power	Max 150 VA
Air Supply	4-6bar, 10ltr/Min Max
Transport Height	900±20mm (or Customer Specified)
PCB Direction	L to R or R to L
Communication	SMEMA for Both In & Out
Power Supply	1 PH AC 220V 50/60Hz (Option:110V to 380V)
Weight	380 Kg

Automatic Folding Loader		
<p>1.This unit is used for automatic loading operation of double-Sided boards and transceiver.</p> <p>2. Touch screen and PLC control.</p> <p>3. Increase board without interference.</p> <p>4. By pass mode provide.</p> <p>5. increased load without interference.</p> <p>6. Vacuum Loader and pallet conveyor compatible.</p> <p>7. Compatible SMEMA interface.</p>		
Specification:		
Model	AFL-M	AFL-L
Dimension(mm)	1850*855*1250	2140*940*1250
PCB Size(mm)	50*50-330*250	50*50-460*390
Rack Size(mm)	355*320*563	535*460*570
PCB Thickness	0.6mm Min	
PCB Capacity	400pcs(0.6mm Thick PCB)	
Cycle Time	Approx.12Seonds or Specify	
Control System	PLC	
Power	Max 300 VA	
Air Supply	4-6bar, 10ltr/Min Max	
Transport Height	900±20mm (or Customer Specified)	
PCB Direction	L to R or R to L	
Communication	SMEMA for Both In & Out	
Power Supply	1 PH AC 220V 50/60Hz (Option:110V to 380V)	
Weight	230 Kg	320 Kg

Translational NG/OK SMT Unloader

- 1.This device is used to receive board SMT circuit board production line operation, suitable for receive NG board and OK board after soldering.
2. PLC + touch screen Man-Machine Operating Key Surface.
3. Frequency Conversion Lifting Device, Smooth Movement.
- 4.5 kinds of PITCH choices can set the step of receiving pcb.
5. Simple Width Adjustment Design, Quick and Flexible Line Change.
6. Four-point positioning of magazine.
7. Translational Differentiation of NG and OK pcb.
8. Anti-jamming board design of the receiving pcb protection system.
9. Compatible SMEMA interface.




Specification:


Model	NOUL-M	NOUL-L	NOUL-LL	NOUL-XL
Dimension(mm)	1780*1450*1680	2065*1630*1680	2660*1760*1680	2660*1900*1680
PCB Size(mm)	80*70-330*250	80*70-445*330	80*70-530*390	80*70-530*460
Rack Size(mm)	355*320*563	460*400*563	535*460*570	535*530*570
PCB Thickness(mm)	0.4-5.0			
PCB Weight	≤2.0kg			
PCB Component Height	±15mm			
Time Feed PCB	Seconds 9 Approx. or Specify			
Indexing Pitch	10.20.30.40.50mm or Specify			
Control System	PLC			
Power	Max 300 VA			
Air Supply	4-6bar, 10ltr/Min Max			
Transport Height	910±30mm (or Customer Specified)			
Transport Belt	3.8mm Anti-static Flat Belt			
PCB Direction	L to R or R to L			
Communication	SMEMA for Both In & Out			
Power Supply	1 PH AC 220V 50/60Hz (Option:110V to 380V)			
Weight	360 Kg	380 Kg	420 Kg	460 Kg

PCB Destacker

- 1.Before stencil printer,supply pcb input.
- 2.Strong,firm and stable design.
3. Touch screen and PLC control.
4. Aluminum structure, Bottom weight design, not easy to shift..
5. By pass mode provide.
6. increased load without interference.
- 7.Smooth and precise translation (stepper motor).
- 8.Minimize clearance between conveyor.
- 9.Compatible SMEMA interface.




Specification:	
Model	PDS-460
Dimension(mm)	503*889*1200
PCB Size(mm)	50*50-460*460
PCB Thickness	0.6mm Min
PCB Capacity	400pcs(0.6mm Thick PCB)
Cycle Time	Approx.10Seonds or Specify
Control System	PLC
Power	Max 100 VA
Air Supply	4-6bar, 10ltr/Min Max
Transport Height	900±20mm (or Customer Specified)
PCB Direction	L to R or R to L
Communication	SMEMA for Both In & Out
Power Supply	1 PH AC 220V 50/60Hz (Option:110V to 380V)
Weight	220 Kg

PCB Stacker	
<ol style="list-style-type: none"> 1.After reflow oven,pcb output and storage. 2.Strong,firm and stable design. 3. Touch screen and PLC control. 4. Aluminum structure, Bottom weight design, not easy to shift.. 5. By pass mode provide. 6. increased load without interference. 7.Smooth and precise translation (stepper motor). 8.Minimize clearance between conveyor. 9.Compatible SMEMA interface. 	
Specification:	
Model	PS-460
Dimension(mm)	503*889*1200
PCB Size(mm)	50*50-460*460
PCB Thickness	0.6mm Min
PCB Capacity	400pcs(0.6mm Thick PCB)
Cycle Time	Approx.10Seonds or Specify
Control System	PLC
Power	Max 100 VA
Air Supply	4-6bar, 10ltr/Min Max
Transport Height	900±20mm (or Customer Specified)
PCB Direction	L to R or R to L
Communication	SMEMA for Both In & Out

Power Supply	1 PH AC 220V 50/60Hz (Option:110V to 380V)
Weight	220 Kg
Customer Video	https://youtu.be/yfioWsjyMUM

Magazine Type Buffer

- 1.This device is used for receiving NG board or memory board.
- 2.Touch screen and PLC control.
- 3.Top&bottom pneumatic clamps to secure magazine rack.
- 4.No PCB breakage guaranty because of special gas circuit design.
- 5.Apply to NG board for receive NG board.
- 6.Six operation modes: FIFO.LIFO.Loading.Unloading.NG cache. Pass-through.
- 7.Compatible SMEMA interface.



Specification:

Model	BC-M	BC-L	BC-LL
Dimension(mm)	1150*1150*1205	1350*1350*1205	1550*1550*1205
PCB Size(mm)	50*50-330*250	50*50-445*330	50*50-530*390
Rack Size(mm)	355*320*563	460*400*563	535*460*570
Indexing Pitch	10.20.30.40mm or Specify		
Control System	PLC		
Power	Max 250 VA		
Air Supply	4-6bar, 10ltr/Min Max		
Transport Height	900±20mm (or Customer Specified)		
PCB Direction	L to R or R to L		
Communication	SMEMA for Both In & Out		
Power Supply	1 PH AC 220V 50/60Hz (Option:110V to 380V)		
Weight	180 Kg	240 Kg	300 Kg

Multi Function Vertical Buffer

- 1.Strong,firm and stable design.
- 2.Transmission with durable roller (no need to replace the belt).
- 3.Small machine footprint.
- 4.Touch screen and PLC control.
- 5.Fast,smooth and accurate retrieval positions.
- 6.Parallel and smooth width adjustment(lead screw).
- 7.Three operation modes: FIFO.LIFO. Pass-through.
- 8.Compatible SMEMA interface.



Specification:

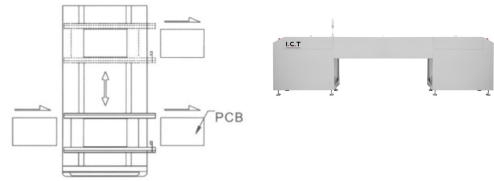
Model	VB-M	VB-L	VB-LL
Dimension(mm)	430*764*1250	535*844*1250	610*904*1250
PCB Size(mm)	50*50-330*250	50*50-445*330	50*50-530*390

Cycle Time	Approx.10 Seconds		
Max PCB Magazine	25 pcs or Specify		
Control System	PLC		
Power	Max 250 VA		
Transport Height	900±20mm (or Customer Specified)		
PCB Direction	L to R or R to L		
Communication	SMEMA for Both In & Out		
Power Supply	1 PH AC 220V 50/60Hz (Option:110V to 380V)		
Weight	160 Kg	200 Kg	260 Kg

PCB Flipper/inverter		
<p>1.This unit is used to invert PCBs(180 o)for "double-sided" process.</p> <p>2.Touch screen and PLC control.</p> <p>3.Enclosed design with built-in torque limiter ensures highest level of safety.</p> <p>4.Top cover can be opened for easy access to hardware during maintenance.</p> <p>5.Steady and precise scaling (retractable motor).</p> <p>6.Parallel and smooth width adjustment(screw).</p> <p>7.Minimize transmission clearance between conveyor.</p> <p>8.Different lengths available upon request.</p> <p>9.Compatible SMEMA interface.</p>		
Specification:		
Model	PF-M	PF-L
Dimension(mm)	500*786*1200	600*856*1200
PCB Size(mm)	50*50-445*330	50*50-530*400
Cycle Time	Approx.5 Seconds	
Belt Type	Oblate Belt	
Control System	PLC	
Power	Max 150 VA	
Transport Height	900±20mm (or Customer Specified)	
PCB Direction	L to R or R to L	
Communication	SMEMA for Both In & Out	
Power Supply	1 PH AC 220V 50/60Hz (Option:110V to 380V)	
Weight	170 Kg	190 Kg

Translation Shuttle Conveyor

- 1.This uit is used to redirect PCBs flow into different channels in a production line.
- 2.Full closed design ensures operational security levels.
- 3.Top cover can be opened for easy access to hardware during maintenance.
- 4.Steady and precise scaling (retractable motor).
- 5.Parallel and smooth width adjustment(screw).
- 6.Touch screen and PLC control.
- 7.Minimize transmission clearance between conveyor.
- 8.Different lengths available upon request.
- 9.Compatible SMEMA interface.

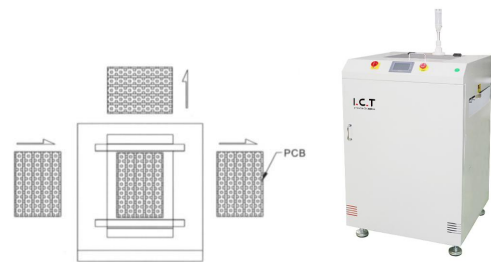


Specification:

Model	SC-M	SC-L
Dimension(mm)	500*W*1050(W Depends on Traversing Distance)	500*W*1050(W Depends on Traversing Distance)
PCB Size(mm)	50*50-330*250	50*50-460*330
Cycle Time	Depends on Traversing Distance	
Belt Type	Round Belt or Oblate Belt	
Control System	PLC	
Power	Max 250 VA	
Transport Height	900±20mm (or Customer Specified)	
PCB Direction	L to R or R to L	
Communication	SMEMA for Both In & Out	
Power Supply	1 PH AC 220V 50/60Hz (Option:110V to 380V)	
Weight	160 Kg	220 Kg

Turn Conveyor

- 1.This uit is used to redirect PCBs flow into different channels in a production line(rotate 90 degrees, 180 degrees, 270 degrees).
- 2.Enclosed design with built-in torque limiter ensures highest level of safety.
- 3.Top cover can be opened for easy access to hardware during maintenance.
- 4.Touch screen and PLC control.
- 5.Steady and precise scaling (retractable motor).
- 6.Parallel and smooth width adjustment(screw).
- 7.Minimize transmission clearance between conveyor.
- 8.Different lengths available upon request.
- 9.Compatible SMEMA interface.



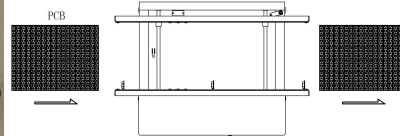
Specification:

Model	TCR-M	TCR-L
Dimension(mm)	500*563*1200	580*643*1200
PCB Size(mm)	50*50-330*250	50*50-400*330
Cycle Time	Approx.15 Seconds	
Belt Type	Round Belt or Oblate Belt	

PCB Capacity	12 pcs or Specify	
Control System	PLC	
Power	Max 250 VA	
Transport Height	900±20mm (or Customer Specified)	
PCB Direction	L to R or R to L	
Communication	SMEMA for Both In & Out	
Power Supply	1 PH AC 220V 50/60Hz (Option:110V to 380V)	
Weight	170 Kg	190 Kg

High-end

High-end SMT Upscale Inspection Conveyor



1. This equipment is usually used to transfer and cooling PCBA after reflow soldering.
2. Rugged steel design, improves equipment stability .
3. Smooth stainless steel screw to adjust the width of the rail.
4. Variable speed control.
5. Circuit board testing mode.
6. Using a dedicated aluminum slot for transfer orbit to prevent PCB stuck.
7. Heavier bottom design, not easily shift.
8. Machine length can be customized.
9. Compatible with SMEMA interface.

*: Option: Dual rail

Video: <https://www.youtube.com/watch?v=4h714Pe3vLY>

Main Material:

Body Material	European standard aluminum alloy	China
Sensor	Omron	Japan
Rail	Aluminum (mold making)	China
Belt	12mm antistatic belt	China
Guide Screw	High precision ball screw	Taiwan

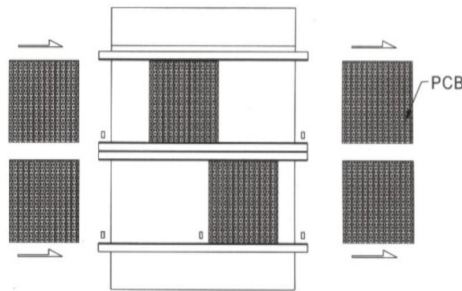
Specification:

Model	HC-500	HC-600	HC-1000	HC-1200	HC-1500	HC-2000
Rail Length(mm)	500	600	1000	1200	1500	2000

Dimension(mm)	500*852*950	600*852*950	1000*852*950	1200*852*950	1500*852*950	2000*852*950
PCB Width	50 to 460 mm					
PCB Direction	L to R or R to L					
Speed	Adjustable					
Switch	Foot Switch					
Control System	Industrial Control Module System (Panasonic PLC Option)					
Lighting	Optional					
SOP Rack	Optional					
Platform Material	ESD Rubber Mat					
Communication	SMEMA for both in & out					
Power Supply	1 PH AC 220V 50/60Hz (Option:110V to 380V)					
Weight	80 Kg	80 Kg	85 Kg	115 Kg	155 Kg	180 Kg

High-end

High-end Dual-lane SMT Upscale Inspection Conveyor



1. This equipment is usually used to transfer and cooling PCBA after reflow soldering.
2. Rugged steel design, improves equipment stability .
3. Smooth stainless steel screw to adjust the width of the rail.
4. Variable speed control.
5. Circuit board testing mode.
6. Using a dedicated aluminum slot for transfer orbit to prevent PCB stuck.
7. Heavier bottom design, not easily shift.
8. Machine length can be customized.
9. Compatible with SMEMA interface.

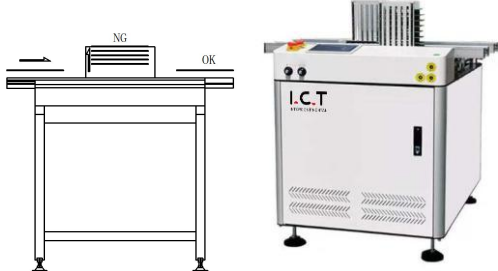
*: Option: Dual rail

Video: <https://www.youtube.com/watch?v=4h714Pe3vLY>

Main Material:

Body Material	European standard aluminum alloy	China
Sensor	Omron	Japan
Rail	Aluminum (mold making)	China
Belt	12mm antistatic belt	China

Guide Screw	High precision ball screw		Taiwan
Specification:			
Model	HC-500D	HC-600D	HC-1000D
Rail Length(mm)	500	600	1000
Dimension(mm)	500*1010*950	600*1010*950	1000*1010*950
Max.PCB Width Dual-lane	50 to 300 mm*2		
Max.PCB Width Single -lane	510mm		
PCB Direction	L to R or R to L		
Speed	Adjustable		
Switch	Foot Switch		
Control System	Industrial Control Module System (Panasonic PLC Option)		
Lighting	Optional		
SOP Rack	Optional		
Platform Material	ESD Rubber Mat		
Communication	SMEMA for both in & out		
Power Supply	1 PH AC 220V 50/60Hz (Option:110V to 380V)		
Weight	110 Kg	130 Kg	140 Kg

Standard Reject Conveyor		
<p>1.This unit allows good and bad board separation in AOI,during testing, the good board can continue to run without interrupting.</p> <p>2.Rugged steel design, improves equipment stability .</p> <p>3.Inducing multi-zone position accuracy.</p> <p>4.Ergonomic design arm rest.</p> <p>5.Muti-zone concept available upon request.</p> <p>6.Using a dedicated aluminum slot for transfer orbit to prevent PCB stuck.</p> <p>8. Reject,inspect and pass through modes provided..</p> <p>9.Compatible with SMEMA interface.</p>		
Specification:		
Model	RC-500L	RC-1000L
Dimension(mm)	500*1020*900	1000*1020*900
Rack size(mm)	50*50-460*460	50*50-530*460
PCB Width	50 to 460 mm	
PCB Direction	L to R or R to L	
Speed	Adjustable	
Storage Plate Number	8 pcs (or Specify)	
Control System	PLC	
Belt Type	Antistatic Oblate Belt	
Storage Plate Distance	20mm(or Specify)	
Platform Material	ESD Rubber Mat	

Communication	SMEMA for both in & out			
Power Supply	1 PH AC 220V 50/60Hz (Option:110V to 380V)			
Weight	85 Kg	115 Kg	115 Kg	125 Kg

High-end

High end SMT Sealing Conveyor



- 1.Modular design.
 - 2.Solid design improves stability.
 - 3.Inspection mode and automatic mode.
 - 4.Inducing multi-zone position accuracy.
 - 5.Ergonomic design, make your arms easy.
 - 6.Custom machine length according to customer's requirement.
 - 7.Variable speed control.
 - 8.Compatible SMEMA interface.
- *: Option: Dual rail

Main Material:

Body Material	European standard aluminum alloy	China
Sensor	Omron	Japan
Rail	Aluminum (mold making)	China
Belt	12mm antistatic belt	China
Guide Screw	High precision ball screw	Taiwan

Specification:

Model	SUSC-500	SUSC-600	SUSC-1000	SUSC-1200	SUSC-1500	SUSC-2000
Rail Length(mm)	500	600	1000	1200	1500	2000
Dimension(mm)	500*852*950	600*852*950	1000*852*950	1200*852*950	1500*852*950	2000*852*950
PCB Width	50 to 460 mm					
PCB Direction	L to R or R to L					
Speed	Adjustable					
Switch	Foot Switch					
Control System	Industrial Control Module System (Panasonic PLC Option)					
Lighting	Optional					

SOP Rack	Optional					
Platform Material	ESD Rubber Mat					
Communication	SMEMA for both in & out					
Power Supply	1 PH AC 220V 50/60Hz (Option:110V to 380V)					
Weight	95 Kg	100 Kg	120 Kg	130 Kg	150 Kg	175 Kg

High-end

High-end Translational NG/OK SMT Unloader



- 1.This device is used to receive board SMT circuit board production line operation, suitable for receive NG board and OK board after soldering.
- 2.European standard aluminum alloy and steel plate, aggravated structural design.
3. PLC + touch screen Man-Machine Operating Key Surface.
4. Frequency Conversion Lifting Device, Smooth Movement.
- 5.Automatical diagnosing fault code display function.
- 6.The force of pcb pusher mechanism can be adjusted flexibly.
- 7.5 kinds of PITCH choices can set the step of receiving pcba.
8. Simple Width Adjustment Design, Quick and Flexible Line Change.
9. Four-point positioning of magazine.
10. CE High Security Level Design.
11. Translational Differentiation of NG and OK pcba.
12. Anti-jamming board design of the receiving pcba protection system.
13. Compatible SMEMA interface.

Video: <https://www.youtube.com/watch?v=-MGoYd7VzMc>


Main Material:

Body Material	European standard aluminum alloy	China
PLC	Panasonic	Japan
Touch Screen	Kunlun	China
Frequency Converter	Delta	Taiwan
Flexible cable	Igus	Germany
Magnetic Switch	SMC	Japan
Cylinder	SMC	Japan
Bearing	NSK	Japan

Ball Screw	TBI			Taiwan
Electromagnetic Valve	AirTAC			Taiwan
Limit Switch	Omron			Japan
Sensor	Omron			Japan
Relay	Omron			Japan
Specification:				
Model	HNOUL-M	HNOUL-L	HNOUL-LL	HNOUL-XL
Dimension(mm)	1780*1450*1680	2065*1630*1680	2660*1760*1680	2660*1900*1680
PCB Size(mm)	80*70-330*250	80*70-445*330	80*70-530*390	80*70-530*460
Rack Size(mm)	355*320*563	460*400*563	535*460*570	535*530*570
PCB Thickness(mm)	0.4-5.0			
PCB Weight	≤2.0kg			
PCB Component Height	±15mm			
Time Feed PCB	Seconds 9 Approx. or Specify			
Indexing Pitch	10.20.30.40.50mm or Specify			
Control System	PLC			
Power	Max 300 VA			
Air Supply	4-6bar, 10ltr/Min Max			
Transport Height	910±30mm (or Customer Specified)			
Transport Belt	3.8mm Anti-static Flat Belt			
PCB Direction	L to R or R to L			
Communication	SMEMA for Both In & Out			
Power Supply	1 PH AC 220V 50/60Hz (Option:110V to 380V)			
Weight	360 Kg	380 Kg	420 Kg	460 Kg

High-end

Multi Function Cooling Vertical Buffer



This device is used to put it in front of AOI, after reflow soldering, temporarily store PCB and cooling function

- 1.Special aluminum alloy combined with sheet metal,Strong,firm and stable design.
- 2.Transmission with durable roller (no need to replace the belt).
- 3.Panasonic PLC, multi-functional electrical circuit and program design, stable performance.
- 4.Fast,smooth and accurate retrieval positions.
- 5.Parallel and smooth width adjustment(lead screw).

- 6.Three operation modes: FIFO.LIFO. Pass-through.
- 7.Side cooling function
- 8.Compatible SMEMA interface.

Main Material:

Body Material	European standard aluminum alloy	China
PLC	Panasonic	Japan
Touch Screen	Kunlun/Qinglan	China
Magnetic Switch	SMC	Japan
Fan	Liangyou	China
Ball Screw	TBI	Taiwan
Electromagnetic Valve	AirTAC	Taiwan
Limit Switch	Omron	Japan
Sensor	Omron	Japan
Relay	Omron	Japan

Specification:

Model	CVB-M	CVB-L	CVB-LL
Dimension(mm)	1000*764*1250	1000*844*1250	1150*904*1250
PCB Size(mm)	50*50-330*250	50*50-445*330	50*50-530*390
Cycle Time	Approx.10 Seconds		
Max PCB Magazine	25 pcs or Specify(pitch:25mm)		
Control System	PLC		
Power	Max 250 VA		
Transport Height	900±20mm (or Customer Specified)		
Transport Mode	4mm antistatic belt		
PCB Direction	L to R or R to L		
Communication	SMEMA for Both In & Out		
Power Supply	1 PH AC 220V 50/60Hz (Option:110V to 380V)		
Weight	240 Kg	260 Kg	280 Kg

1200LED Multi Function Cooling Vertical Buffer



This device is used to put it in front of AOI, after reflow soldering, temporarily store LED PCB or Lens bar PCB and cooling function

- 1.Special aluminum alloy combined with sheet metal,Strong,firm and stable design.

2. Transmission with durable roller (no need to replace the belt).
3. Panasonic PLC, multi-functional electrical circuit and program design, stable performance.
4. Fast, smooth and accurate retrieval positions.
5. Parallel and smooth width adjustment (lead screw).
6. Three operation modes: FIFO. LIFO. Pass-through.
7. Side cooling function
8. Compatible SMEMA interface.

Main Material:


Body Material	Standard aluminum alloy	China
PLC	Panasonic	Japan
Touch Screen	Kunlun/Qinglan	China
Magnetic Switch	SMC	Japan
Fan	Liangyou	China
Ball Screw	TBI	Taiwan
Electromagnetic Valve	AirTAC	Taiwan
Limit Switch	Omron	Japan
Sensor	Omron	Japan
Relay	Omron	Japan

Specification:

Model	CVB-1200
Dimension(mm)	1500*1500*1780
PCB Size(mm)	50*50-1200*400
Cycle Time	Approx. 15 Seconds
Max PCB Magazine	25 pcs or Specify (pitch: 25mm)
Control System	PLC
Power	Max 250 VA
Transport Height	900±20mm (or Customer Specified)
PCB Direction	L to R or R to L
Communication	SMEMA for Both In & Out
Power Supply	1 PH AC 220V 50/60Hz (Option: 110V to 380V)
Weight	450 Kg

High-end

NG Buffer



1. This device can cache AOI or SPI and other testing machine out of the NG and OK board, OK board will flow to the next process, and the NG board will flow to the upper conveyor to wait for manual confirmation.
2. Transmission with durable roller (no need to replace the belt).
3. Small machine footprint.
4. Fast, smooth and accurate retrieval positions.
5. Parallel and smooth width adjustment (lead screw).
6. Three operation modes: FIFO. LIFO. Pass-through.
7. Compatible SMEMA interface.

Specification:

Model	NB-M	NB-L
Dimension(mm)	800*910*1600	1000*990*1600
PCB Size(mm)	50*50-330*250	50*50-460*330
Cycle Time	Approx.10 Seconds	
PCB Capacity	12 pcs or Specify	
Control System	PLC	
Power	Max 250 VA	
Transport Height	900±20mm (or Customer Specified)	
PCB Direction	L to R or R to L	
Communication	SMEMA for Both In & Out	
Power Supply	1 PH AC 220V 50/60Hz (Option:110V to 380V)	
Weight	280 Kg	320 Kg

High-end

Barcode Scanning Conveyor



This device is used to receiving marking position data of pcb from laser marking machine and automatically scanning the position(Industry 4.0).

- 1.scanner to scan barcode on pcb.
- 2.Transmission with belt.
- 3.Panasonic PLC, multi-functional electrical circuit and program design, stable performance.
- 4.Fast,smooth and accurate retrieval positions.
- 5.Parallel and smooth width adjustment(lead screw).
- 6.Pass-through modes standard.
7. Japan high precision scanner.
- 8.Compatible SMEMA interface.

Main Material:

Body Material	European standard aluminum alloy	China
PLC	Panasonic	Japan
Code Reader	Keyence	Japan
Magnetic Switch	SMC	Japan
Ball Screw	TBI	Taiwan
Electromagnetic Valve	AirTAC	Taiwan
Limit Switch	Omron	Japan
Sensor	Omron	Japan
Relay	Omron	Japan



Specification:

Model	BCS-M	BCS-L	BCS-LL
Dimension(mm)	1000*964*1450	1000*964*1450	1000*964*1450
PCB Size(mm)	50*50-330*250	50*50-445*330	50*50-530*390
Cycle Time	Approx.5 Seconds		
Control System	PLC		
Power	Max 250 VA		
Transport Height	900±20mm (or Customer Specified)		
Transport Mode	4mm antistatic belt		
PCB Direction	L to R or R to L		
Communication	SMEMA for Both In & Out		

Power Supply	1 PH AC 220V 50/60Hz (Option:110V to 380V)		
Weight	340 Kg	360 Kg	380 Kg

High-end

PCB Change Edge Machine (PCB Rotating Conveyor)



- 1.This device is used to adjust the angle of PCB, change PCB edge direction, rotate the direction of PCB body from X to Y.
- 2.Panasonic PLC, multi-functional electrical circuit and program design, stable performance.
- 3.Fast,smooth and accurate retrieval positions.
- 4.Parallel and smooth width adjustment(lead screw).
- 5.Pass-through modes.
- 6.Compatible SMEMA interface.

Video: <https://www.youtube.com/watch?v=JPFzi0e8NKU&t=51s>

Main Material:

Body Material	Welding of metal materials	China
Rail	Aluminum (mold making)	China
Belt	4mm antistatic belt	China
PLC	Panasonic	Japan
Touch Screen	Kunlun/Qinglan	China
Magnetic Switch	SMC	Japan
Ball Screw	TBI	Taiwan
Electromagnetic Valve	AirTAC	Taiwan
Limit Switch	Omron	Japan
Sensor	Omron	Japan

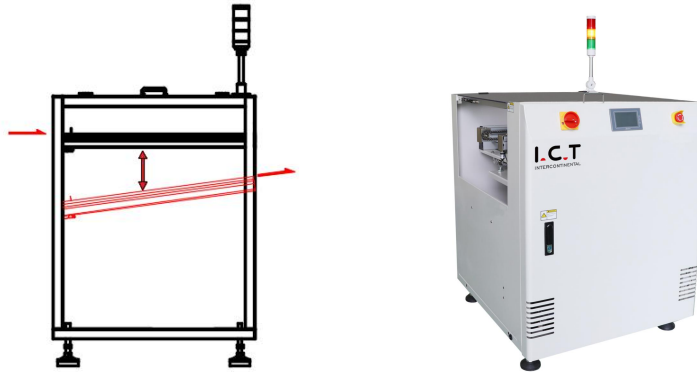
Specification:

Model	RC-M	RC-L	RC-LL
Dimension(mm)	1000*904*900	1000*945*900	1150*998*900
PCB Size(mm)	50*50-330*250	50*50-445*330	50*50-530*390
Cycle Time	Approx.4 Seconds		
Speed	Adjustable		
Control System	PLC		
Transport Height	900±20mm (or Customer Specified)		
Transport Mode	4mm antistatic belt		

PCB Direction	L to R or R to L		
Communication	SMEMA for Both In & Out		
Power	Max 450 VA		
Power Supply	1 PH AC 220V 50/60Hz (Option:110V to 380V)		
Weight	140 Kg	160 Kg	180 Kg

High-end

Wave Soldering Tilt Conveyor



1. Pannasonci PLC Program control.
2. User friendly "touch screen" control panel.
3. Cylinder stopper at entrance and exit.
4. Step motor for conveyor, speed set in touch screen
5. Angle can be set in touchscreen. Angle range 3--7degree.
6. PCB precise stopping in position.
7. Smooth and parallel width adjustment.(lead screw)
8. SMEMA compatible.

Video: <https://youtu.be/Bo8ojwzs18A>

Main Material:

Body Material	Welding of metal materials	China
Rail	Aluminum (mold making)	China
PLC	Panasonic	Japan
Touch Screen	Kunlun/Samkoon	China
Magnetic Switch	SMC	Japan
Ball Screw	TBI	Taiwan
Electromagnetic Valve	AirTAC	Taiwan
Limit Switch	Omron	Japan
Sensor	Omron	Japan

Specification:

Model	WTC-M
Dimension(mm)	800*980*1440
PCB Size(mm)	60*60-630*460

PCB Weigth	Max 4.5kg
Angle :	3-7 Degree (Adjustable)
Speed	Adjustable
Control System	Touch screen +PLC
Tilt Control :	Cylinder
Transport Height	940±30mm (or Customer Specified)
Lifting Height	175±30mm
Transport Mode	5mm Chain(ESD Belt Option)
PCB Direction	L to R or R to L
Communication	SMEMA for Both In & Out
Power	Max 450 VA
Power Supply	1 PH AC 220V 50/60Hz (Option:110V to 380V)
Weight	180 Kg

Wave unloader with rail



1. The width of the guide rail can be quickly and manually adjusted according to the product size
2. Parallel and smooth width adjustment
3. Special chain transmission ensures product transmission efficiency
4. The overall structure adopts aluminum profile structure, with beautiful appearance
5. Compatible with SMEMA interface

Specification:

Model	WUL-M	WUL-L
Dimension(mm)	2200*485*1400	2200*600*1400
PCB Size(mm)	60*60-445*350	60*60-450*450
PCB Weigth	Max 4.5kg	
Speed	Adjustable	
Into board height	1200±100mm (or Customer Specified)	
Outboard height	800±100mm (or Customer Specified)	
Transport Mode	Chain(ESD Belt Option)	

PCB Direction	L to R or R to L	
Communication	SMEMA for Both In & Out	
Power	Max 300W	
Power Supply	1 PH AC 220V 50/60Hz (Option:110V to 380V)	
Weight	80 Kg	90kg

* I.C.T keeps working on quality and performance,specifications and appearance may be updated without particular notice.

Thanks for choosing I.C.T.
I.C.T looks forward to win-win cooperation.